

26 GA. ADVANTAGE PANEL LOAD TABLE OVER PLYWOOD

ADVANCED ALUMINUM

Buildings having a Roof Mean Height \leq 20'-0"; Roof Slope: 2"/12" -6"/12" Gable/Hip Roof, Enclosed Building
Wind Speeds 110-150 mph, Exp C, I = 1.0, based on FLORIDA BUILDING CODE 2007

26 GA. ADVANTAGE PANEL FASTENER SPACING							
ZONE	FASTENER	SUBSTRATE	WIND SPEED				
			110	120	130	140	150
			ON CENTER SPACING	ON CENTER SPACING	ON CENTER SPACING	ON CENTER SPACING	ON CENTER SPACING
ZONE 1	#10-12 x 1-1/2"	15/32" PLY	TYPE A 24"	TYPE A 24"	TYPE A 24"	TYPE A 24"	TYPE A 24"
ZONE 2	#10-12 x 1-1/2"	15/32" PLY	TYPE A 24"	TYPE A 24"	TYPE A 24"	TYPE A 24"	TYPE B 12"
ZONE 3	#10-12 x 1-1/2"	15/32" PLY	TYPE A 24"	TYPE B 12"	TYPE B 12"	TYPE B 12"	TYPE B 12"

PANEL DESCRIPTION: 3/4" RIB, 26 GA., 36" COVERAGE

PANEL FASTENER: #10-12 x 1-1/2" PANEL TITE

PANEL ROLLFORMER: BRADBURY.

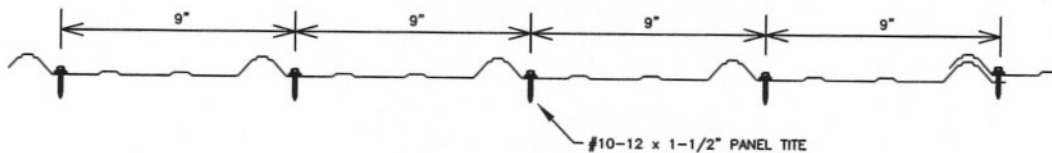
MAXIMUM ALLOWABLE PANEL UPLIFT PRESSURE: -82.3 PSF @ 24" O.C. FASTENER PATTERN TYPE A, -123.5 PSF @ 12" O.C. FASTENER PATTERN TYPE B, PRESSURE BASED ON UL 580/UL 1897 TESTING REPORT #343-0135T-09A-C.

PLYWOOD DECKING: MIN. 15/32" THICK, B-C, 4 PLY. PLYWOOD MUST BE DESIGNED IN ACCORDANCE WITH FBC 2007.

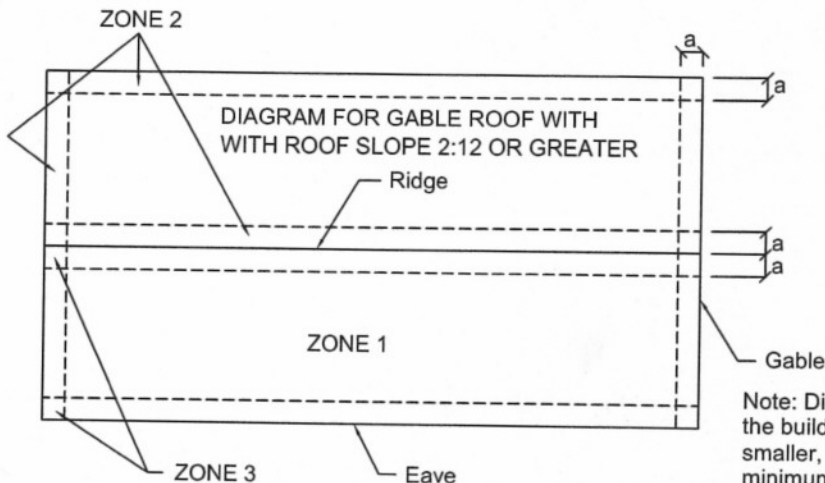
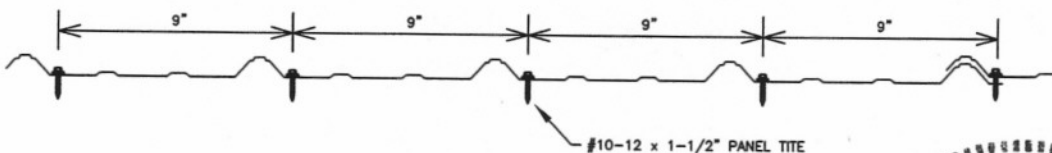
ROOF SLOPE: ON ROOF SLOPES LESS THAN 3:12, LAP SEALANT MUST BE USED IN PANEL SIDE LAPS.

NOTE: IF THE BUILDING DOES NOT MEET THE ABOVE PARAMETERS, SITE SPECIFIC ENGINEERING MAY BE USED.

FASTENER PATTERN TYPE A, AT 24" O.C.



FASTENER PATTERN TYPE B, AT 12" O.C.



State of Florida
C.O.A.
26776



July 7, 2009

Note: Dimension (a) is defined as 10% of the minimum width of the building or 40% of the mean height of the roof, whichever is smaller, however, (a) cannot be less than either 4% of the minimum width of the building or 3 feet.